


**1**



**make wild art**

WuHooTIMARU.CO.NZ  

MAKE YOUR OWN FUN. GO FOR A PADDLE IN A RIVER, PADDLING POOL, SWIMMING POOL OR BAY. SLIDE DOWN THE PONTOON SPY PENGUINS AT CAROLINE BAY. MAKE WILD ART IN THE SAND

**2**



**play43 challenge**

WuHooTIMARU.CO.NZ  

FIND A PLAYGROUND YOU HAVEN'T VISITED BEFORE HOW MANY CHALLENGES CAN YOU COMPLETE IN ONE WEEKEND CAN YOU VISIT ALL 43?

**3**


**sculpture hunt**

WuHooTIMARU.CO.NZ  

HAVE YOU SEEN THE AGANTIGHE ART GALLERY WUHOOSIGNS? THERE ARE 3 X AT PATTI POINT 2 X AT CAROLINE BAY. VISIT THE AGANTIGHE AND BE INSPIRED. THERE IS A SCULPTURE GARDEN TOO

**4**



**brass rubbings**

WuHooTIMARU.CO.NZ  

GO ON A BRASS RUBBING SCAVENGER HUNT. YOU CAN PRINT THEM OFF OUR WEBSITE. OR PICK UP A FREE HUNT FROM THE SOUTH CANTERBURY MUSEUM

**5**



**create, hide, find, patterned rocks**

WuHooTIMARU.CO.NZ  

BORROW A BOOK FROM THE LIBRARY AND FIND A WONDERFUL TREE TO READ UNDER. TAKE A BRILLIANT TREE. TAKE SOME PAINTED ROCKS TO HIDE. FIND POLLINATORS. MATCH BIRDS

**6**



**brass rubbings**

WuHooTIMARU.CO.NZ  

DOWNLOAD HUNTS FROM OUR WEBSITE OR GET A COPY FROM THE CONSERVATORY AT THE TIMARU BOTANIC GARDENS

**7**



**shakespear trail**

WuHooTIMARU.CO.NZ  

VISIT THE SPECIES ROSE GARDEN AT THE TIMARU BOTANIC GARDENS. ITS THE 2ND LARGEST COLLECTION IN THE SOUTHERN HEMISPHERE. AND FOLLOW THE SHAKESPEAR TRAIL.

**8**

**colourful facts**

WuHooTIMARU.CO.NZ  

LEARN ABOUT TIMARUS HERITAGE, CULTURE AND ENVIRONMENT. DOWNLOAD OUR COLOURFUL FACTS FREE COPIES FROM TIMARU CAFES

**9**



**scavenger hunt**

WuHooTIMARU.CO.NZ  

START WITH THE ALREADY-DESIGNED COOTIE CATCHER TEMPLATE. MAKE SURE IT IS ART-SIDE DOWN.

**10**

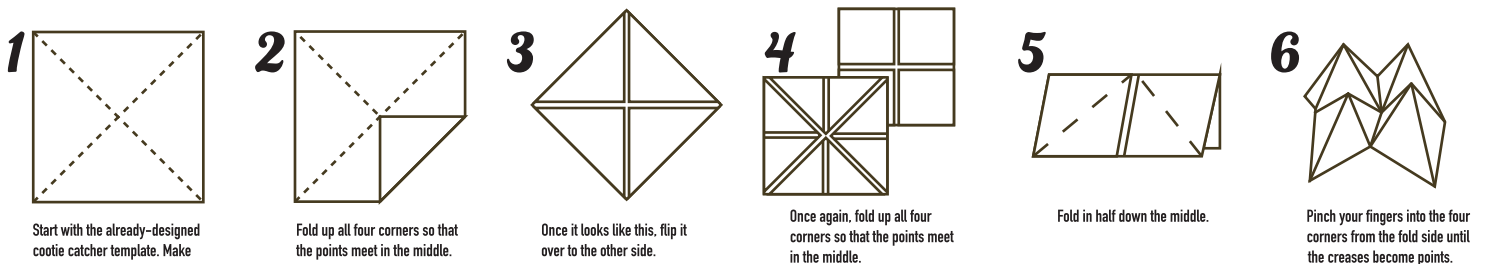
**Timaru Botanic Gardens hunt**

WuHooTIMARU.CO.NZ  

LEARN ABOUT TIMARUS HERITAGE, CULTURE AND ENVIRONMENT. DOWNLOAD OUR COLOURFUL FACTS FREE COPIES FROM TIMARU CAFES

# free fun finder

LOOKING FOR FREE FUN IN THE TIMARU DISTRICT? FIND SOME INSPIRATION HERE!



Start with the already-designed cootie catcher template. Make sure it is art-side down.

Fold up all four corners so that the points meet in the middle.

Once it looks like this, flip it over to the other side.

Once again, fold up all four corners so that the points meet in the middle.

Fold in half down the middle.

Pinch your fingers into the four corners from the fold side until the creases become points.

## How to play...

- Print and follow the folding instructions.
- Pick a corner word (like "brass rubbing" etc... and open and close the free fun finder back and forth the number of times there are the letters in the word.
- Choose a number on the last open fold and, again, fold the free fun finder back and forth that many times.
- Choose one last number and read the challenge on the inside of the flap.
- Find free fun in the Timaru District



WuhooTimaru.co.nz

